



Earth Day & Service Day





What is Service Day?



Service day is when we **work together** with our classmates to **help** our community.

This year, Service Day falls on **Earth Day**, which is a day we celebrate and help take care of the earth and the environment.



Goals:

We will create seed balls to help create habitats for pollinators and butterflies.



What are Pollinators?

Pollinators are animals and insects that move pollen from one flower to another, allowing plants to reproduce. Pollinators include bees, butterflies, moths, flies, beetles, wasps, birds, bats, and small mammals



Background Info:



Butterflies survive in their habitat by ensuring that they have plenty of food and protection from heat and cold. A butterfly can live in a variety of habitats, including forests, woodlands, grasslands and marshes. They eat nectar from flowers and sometimes syrup from fruit.

The insects need places to lay eggs, food plants for their larvae (caterpillars), places to form chrysalides and nectar sources for adults. We can help them by planting flowers.




Let's Create Seed Bombs to help build habitats for butterflies and other pollinators.

We need:

- Clay
- Wild flower seeds
- Soil





Next Steps:

- ★ Let your seed ball dry.
- ★ Create a tag for your seed ball.
Decorate the white space.
- ★ Place in a paper bag and staple on the directions to bring home!

HAPPY EARTH DAY!

THESE LITTLE CLAY BALLS HAVE SOIL & WILDFLOWER SEEDS.
FIND A SPOT OR A LARGE PLANTER AND TOSS IT IN. RAIN
WILL WASH AWAY THE CLAY, THE SOIL WILL HELP THE SEEDS
SPROUT AND THE WORLD WILL BE A BIT MORE BEAUTIFUL
AND PROVIDE A HABITAT FOR BUTTERFLIES AND OTHER
POLLINATORS!

At Home:

- ★ Plant in a large pot or in a clear spot in the ground.
- ★ Water
- ★ Wait for flowers to grow. The clay will dissolve into the Earth!

